1. Visit - onecau.se/aspiregt

2. Select button “Become a Fundraiser”

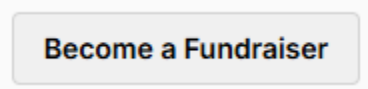

3. You will have to create a sign-in for your account through OneCause.

- You will have to provide your phone and email.
- Verify your contact info through a text code.
- Add your first and last name.

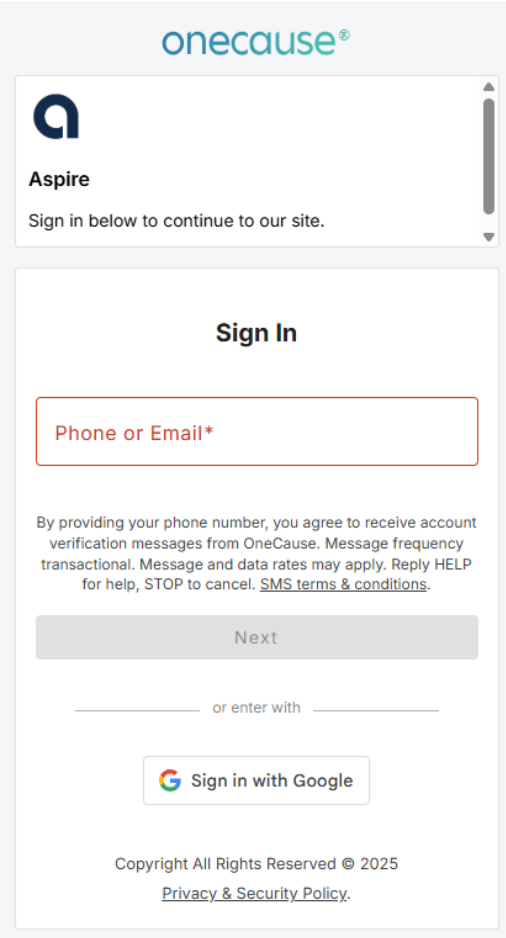

4. Once you successfully create your account a pop-up will appear. The only field that is required is your name. Adding a photo, creating a personal message, and including a goal will encourage more support.

Personal message template - *I believe in Aspire’s mission and its ability to change lives. I see people with disabilities gaining confidence, building skills, and finding meaningful*

opportunities. I'm fundraising this Giving Tuesday because I believe deeply in this work and the hope it brings to so many. When you give on Giving Tuesday, your matched gift directly fuels that progress. Together we can build a better future for everyone. Thank you for joining me in supporting Aspire.

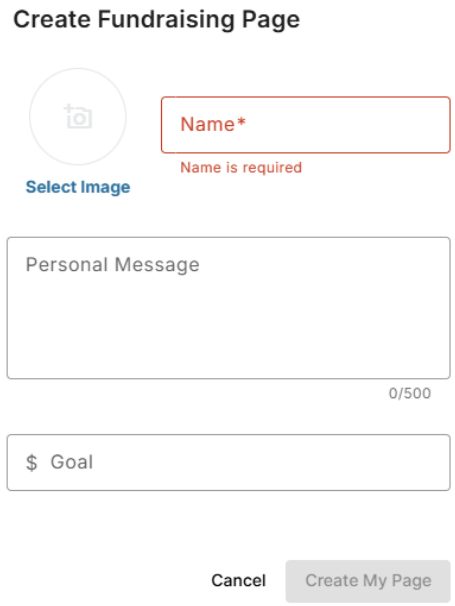

5. Once completed select "Create My Page"

6. You will receive a text confirmation that you've "launched your fundraiser" with a link to your personal page. This is the link you should share with your network and on social media.

7. Please email Angie Rojek at arojek@aspirechicago.com if you have any questions about this process.

Thank you for fundraising on behalf of Aspire this Giving Tuesday. You are making a difference for people with disabilities and their families.